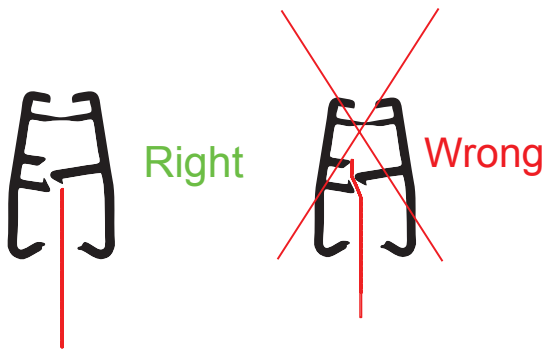
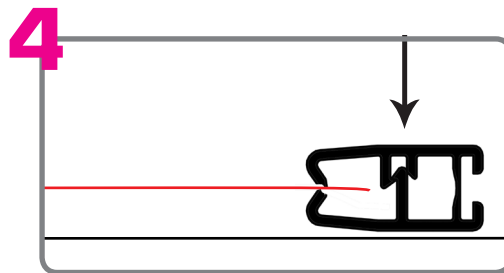
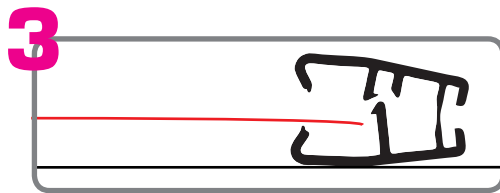


## BannaTrax Mounting - Without Applicator

**BannaTrax are easy to assemble in this manner:**

1. Put profile on table turned as shown
2. Put banner on table - if curving let edge point down
3. Put material into profile - but do not pass the lock!
4. Press to lock - use hard object and press on middle of lock.



## BannaTrax Mounting - With Applicator

Mount easy and fast with applicator.  
For easiest assemblance:  
Turn profile as on picture.

